

Finger Size Guide

Determining Your Ring Size

- 1) For best results measure a ring that fits well and will be used on the same finger.
- 2) Place ring over the circles below. Use the inside of the ring to measure the proper size (Measurements are based on the inside diameter of the ring).
- 3) If the ring seems to be a size in between then order the appropriate quarter size.

Important Note

● **Confirm Paper Size**

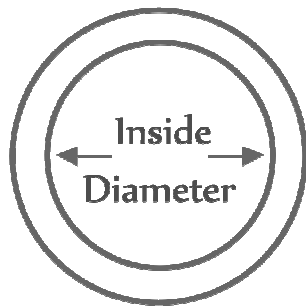
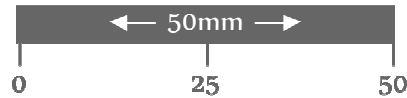
Since ring sizes are very precise, it is important to follow these instructions carefully:

1) **Before Printing**

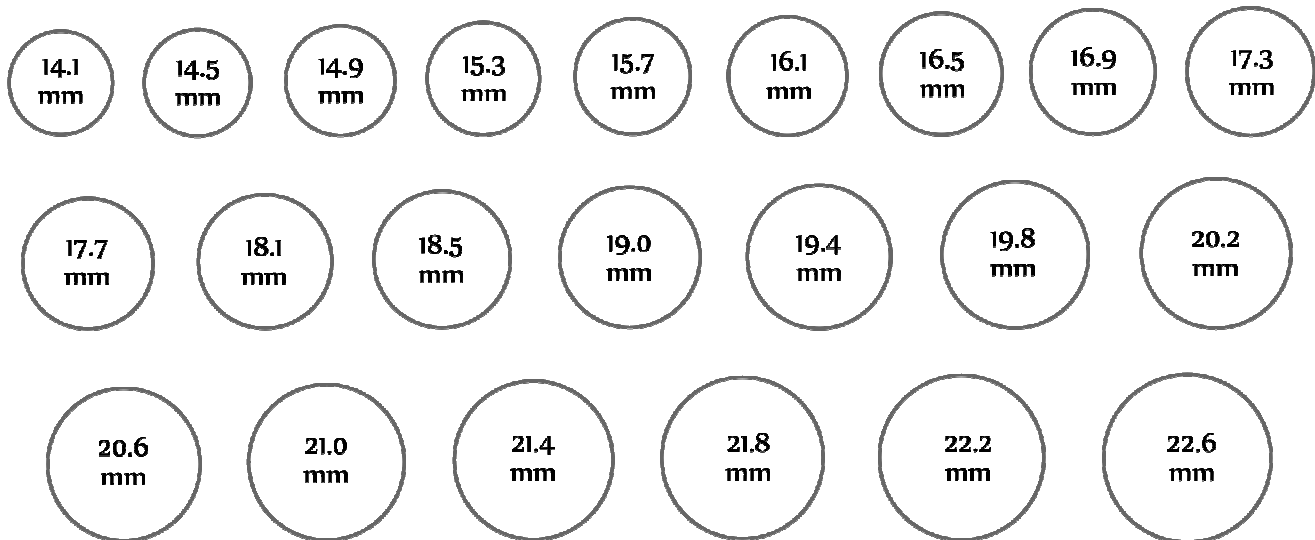
Make sure that Page Scaling is set to "None"

2) **After Printing**

Measure the Bar below. It must match the width of 50mm exactly.



Measurements are based on the inside edge of the ring





Measuring Tips

Getting an accurate measurement

Finger sizes can and do change throughout the day. Weather and hand temperature play a key role in your finger size. Usually your fingers are smallest in the morning or when it is cold. It is best to measure your finger size:

1. When they are warm and/or at the end of the day
2. Multiple times to be sure accuracy (approx. 3 – 4 times)

NOTE:

We recommend that you do **not** use string or paper. These materials may twist or stretch in a way that may interfere with accurate results.

Your ring should be comfortable around your finger. It should be just loose enough to slide over your knuckle, yet snug enough not to fall off.

Buying as a Surprise?

Buying a ring as a gift for someone can have some challenges especially when it comes to figuring out their ring size. Here are a few tips to help:

1. Borrow a ring from your significant other (make sure it is used on the correct finger) and use the size chart above to determine finger size.
2. Ask a friend or mother of your significant other to see if they know the proper size.

International Size Conversion

Use the chart below if you are purchasing for or from overseas (outside the United States). This will help make sure you get the right size.

International Ring Size Chart

Diameter (mm)	U.S. & Canada	Europe	U.K. & Australia	China	Hong Kong	Japan & Singapore	Switzerland
14.1	3	44	F ½	6	6	4	4
14.3		45	G			5	5 ¼
14.5	3 ½		G ½	7	7.5		
14.7		46	H			6	6 ½
14.9	4	47	H ½	8	9	7	
15.1			I	9			7 ¾
15.3	4 ½	48	I ½		10	8	
15.5			J				9
15.7	5	49	J ½	10	11	9	
15.9		50	K				10
16.1	5 ½		K ½	11	12	10	
16.3		51	L				11 ¾
16.5	6	52	L ½	12	13	11	12 ¾
16.7			M	13		12	
16.9	6 ½	53	M ½		14.5	13	14
17.1			N	14			
17.3	7	54	N ½		16	14	15 ¼
17.5		55	O	15			
17.7	7 ½		O ½		17	15	16 ½
17.9		56	P	16			
18.1	8	57	P ½	17		16	17 ¾
18.2					18		
18.3			Q				
18.5	8 ½	58	Q ½	18	19	17	
18.8		59	R				19
19.0	9		R ½	19	20.5	18	
19.2		60	S	20			20 ¼
19.4	9 ½	61	S ½		22	19	
19.6			T	21			21 ½
19.8	10	62	T ½		23	20	
20.0			U	22		21	
20.2	10 ½	63	U ½		24	22	22 ¾
20.4		64	V	23			
20.6	11		V ½		25	23	
20.8		65	W	24			25
21.0	11 ½	66	W ½	25	26	24	
21.2			X				
21.4	12	67	X ½	26	27.75	25	27 ½
21.6			Y				
21.8	12 ½	68	Z			26	28 ¾
22.0		69	Z ½				
22.2	13	70			30	27	
22.4			Z+1				
22.6	13 ½		Z+2				